

TRUCK AND BUS RADIAL

PRODUCT CATALOG 2017



INDEX

ABOUT US	2
APPLICATION CHART	2

LONG HAUL

DRIVE Radar R-D2	3
TRAILER Radar R-T1	3

REGIONAL

ALL POSITION Radar R-A1	4
Radar R-A2	4
DRIVE Radar R-D1	5
Radar R-D3	5






MIXED SERVICE

ALL POSITION Radar R-A3	6
Radar R-A4	6

ABOUT US

Launched in 2007, Radar Tires is the flagship brand of Omni United. Radar Tires offers a vast range of products for both consumer and commercial segments. Our tires are designed in Singapore by our in-house team of designers and manufactured to our own stringent quality control processes. We are currently selling our products in over 80 countries worldwide. Our Truck and Bus range is manufactured in state-of-the-art factories in Thailand using all the latest equipment, materials, processes and technical know-how to ensure that you get a quality product that you can count on.

APPLICATION CHART

	LONG HAUL	REGIONAL	MIXED ON/OFF
ALL POSITION		 RADAR R-A1 RADAR R-A2	 RADAR R-A3 RADAR R-A4
DRIVE	 RADAR R-D2	 RADAR R-D1 RADAR R-D3	
TRAILER	 RADAR R-T1		

LONG HAUL | CLOSED DRIVE

RADAR R-D2

FEATURES

- Optimized tread width and non-skid depth
- Strong casing
- Solid closed shoulder ribs

BENEFITS

- High mileage and driving stability
- Improves cut and puncture resistance
- Promotes even treadwear for high mileage



RIM	SIZE	L.I./S.R.	P.R.	APPROVED RIM (IN)	TREAD DEPTH (1/32IN)	OVERALL DIAMETER (IN)	OVERALL WIDTH (IN)	MAX LOAD (LBS)		MAX PRESSURE (PSI)	
								S	D	S	D
22.5	11R22.5	148/145L	16	8.25	26.0	41.9	11.0	6940	6390	123	123
	295/75R22.5	144/141L	14	9.00	26.0	40.2	11.7	6175	5675	110	110
24.5	11R24.5	149/146L	16	8.25	26.0	43.9	11.0	7160	6610	120	120
	285/75R24.5	144/141L	14	8.25	26.0	41.6	11.1	6175	5675	110	110

REGIONAL | ALL POSITION

RADAR R-A1

FEATURES

- Straight rib pattern design
- Closed shoulder design
- Cross rib sipes

BENEFITS

- Offers good straight line stability and handling
- Improved even wear for longer tread life
- Allows good control on wet roads



RIM	SIZE	L.I./S.R.	P.R.	APPROVED RIM (IN)	TREAD DEPTH (1/32IN)	OVERALL DIAMETER (IN)	OVERALL WIDTH (IN)	MAX LOAD (LBS)		MAX PRESSURE (PSI)	
								S	D	S	D
17.5	215/75R17.5	135/133J	16	6.00	15.7	30.2	8.3	4805	4540	123	123
	235/75R17.5	143/141J	16	6.75	16.8	31.4	9.2	6005	5675	128	128
19.5	225/70R19.5	128/126N	14	6.75	16.4	31.9	8.9	3970	3750	110	110
	245/70R19.5	136/134M	16	7.50	16.4	33.0	9.8	4940	4675	120	120
22.5	11R22.5	148/145M	16	8.25	17.9	41.5	11.0	6940	6390	123	123
	295/75R22.5	144/141L	14	9.00	17.9	39.9	11.7	6175	5675	110	110
	315/80R22.5	157/154K	20	9.00	18.9	42.4	12.3	9090	8270	130	130
24.5	11R24.5	149/146L	16	8.25	17.9	43.5	11.0	7160	6610	120	120
	285/75R24.5	144/141L	14	8.25	17.9	41.3	11.1	6175	5675	110	110

LONG HAUL | TRAILER

RADAR R-T1

FEATURES

- Low hysteresis tread compound
- Optimized pattern design and tread depth
- Four wide grooves and sipes

BENEFITS

- Reduced heat build-up and lower rolling resistance
- Promotes high fuel economy and long wear
- Delivers all-season performance on wet and dry roads



RIM	SIZE	L.I./S.R.	P.R.	APPROVED RIM (IN)	TREAD DEPTH (1/32IN)	OVERALL DIAMETER (IN)	OVERALL WIDTH (IN)	MAX LOAD (LBS)		MAX PRESSURE (PSI)	
								S	D	S	D
22.5	295/75R22.5	144/141M	14	9.00	13.9	39.9	11.7	6175	5675	110	110
	11R22.5	148/145M	16	8.25	13.9	41.5	11.0	6940	6390	123	123

REGIONAL | ALL POSITION

RADAR R-A2

FEATURES

- Five ribs with four wide straight grooves
- Platform stone-ejector-technology
- Advanced tread compound

BENEFITS

- Delivers precise handling and water evacuation
- Prevents stones from lodging in grooves and drilling into the tread
- Exceptionally long mileage



M + S

RIM	SIZE	L.I./S.R.	P.R.	APPROVED RIM (IN)	TREAD DEPTH (1/32IN)	OVERALL DIAMETER (IN)	OVERALL WIDTH (IN)	MAX LOAD (LBS)		MAX PRESSURE (PSI)	
								S	D	S	D
22.5	255/70R22.5	140/137M	16	7.50	18.3	36.6	10.0	5510	5070	120	120
	385/65R22.5	160K / 158L	18	11.75	19.5	42.2	15.3	9920 / 9370	-	130 / 123	-

REGIONAL I OPEN DRIVE

RADAR R-D1

FEATURES

- Optimized tread width and non-skid depth
- Robust block design
- Open shoulder design

BENEFITS

- High mileage, traction and driving stability
- Efficient grip on wet roads
- Enhanced mechanical traction



RIM	SIZE	L.I./S.R.	P.R.	APPROVED RIM (IN)	TREAD DEPTH (1/32IN)	OVERALL DIAMETER (IN)	OVERALL WIDTH (IN)	MAX LOAD (LBS)		MAX PRESSURE (PSI)	
								S	D	S	D
22.5	11R22.5	148/145L	16	8.25	26.0	41.9	11.0	6940	6390	123	123
	295/75R22.5	144/141L	14	9.00	26.0	40.2	11.7	6175	5675	110	110
24.5	11R24.5	149/146L	16	8.25	26.0	43.9	11.0	7160	6610	120	120
	285/75R24.5	144/141L	14	8.25	26.0	41.6	11.1	6175	5675	110	110

MIXED SERVICE I ALL POSITION


RADAR R-A3

FEATURES

- Four circumferential ribs
- Advanced tread compound
- Reinforced sidewall ribs

BENEFITS

- Offers good directional stability and smooth ride
- Good mileage and tear resistance in on and off road
- Protects against impacts and scuffing



RIM	SIZE	L.I./S.R.	P.R.	APPROVED RIM (IN)	TREAD DEPTH (1/32IN)	OVERALL DIAMETER (IN)	OVERALL WIDTH (IN)	MAX LOAD (LBS)		MAX PRESSURE (PSI)	
								S	D	S	D
22.5	315/80R22.5	157/154K	20	9.00	20.8	42.4	12.3	9090	8270	130	130

REGIONAL I DRIVE

RADAR R-D3

FEATURES

- Wide tread design with multiple sipes
- Aggressive block design
- Open shoulder design

BENEFITS

- Enhanced drive capability in all seasons
- Increased wet and dry traction
- Powerful mechanical grip



M + S

RIM	SIZE	L.I./S.R.	P.R.	APPROVED RIM (IN)	TREAD DEPTH (1/32IN)	OVERALL DIAMETER (IN)	OVERALL WIDTH (IN)	MAX LOAD (LBS)		MAX PRESSURE (PSI)	
								S	D	S	D
17.5	215/75R17.5	135/133J	16	6.00	18.3	30.2	8.3	4805	4540	123	123
19.5	225/70R19.5	128/126N	14	6.75	18.9	31.9	8.9	3970	3750	110	110
	245/70R19.5	136/134M	16	7.50	19.4	33.0	9.8	4940	4675	120	120

MIXED SERVICE I ALL POSITION


RADAR R-A4

FEATURES

- Advanced tread compound
- Three circumferential grooves
- Sidewall ribs

BENEFITS

- Good mileage in on and off road
- Good wet traction and water evacuation
- Protect against impacts and scuffing



RIM	SIZE	L.I./S.R.	P.R.	APPROVED RIM (IN)	TREAD DEPTH (1/32IN)	OVERALL DIAMETER (IN)	OVERALL WIDTH (IN)	MAX LOAD (LBS)		MAX PRESSURE (PSI)	
								S	D	S	D
22.5	11R22.5	148/145M	16	8.25	21.2	41.5	11.0	6940	6390	123	123
24.5	11R24.5	149/146L	16	8.25	21.2	43.5	11.0	7160	6610	120	120

M+S = Mud and Snow, L.I. = Load Index, S.R. = Speed Rating, P.R. = Ply Rating, IN = Inches, Speed Rating: J = 62 mph; 100 km/h, K = 68 mph; 110 km/h, L = 75 mph; 120km/h, M = 81mph; 130km/h, N = 87 mph; 140 km/h, LBS = Pounds, PSI = Pounds per Square Inch, S = Single, D = Dual.

Product availability and technical specifications are subjected to change without prior notice. Please write to us at info@omni-united.com for the latest information.



Omni United USA

5350 Birch Pointe Drive, Interlochen, Michigan 49643

omni-united.com | info@omni-united.com

Toll Free: (1) 855-906-6646